

Super Torque Timing Pulley Taper Bushed



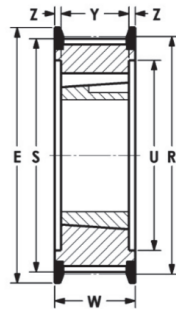
Pitch 14 mm

Part No: B38S14M40

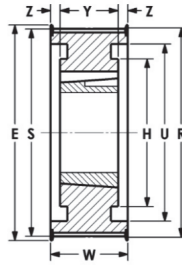
- B = Taper Bushed Version
- 38 = Number of Teeth
- S14 = Pitch (8 or 14mm)
- M40 = Width of Belt (40, 55, 85, 115 and 170mm)



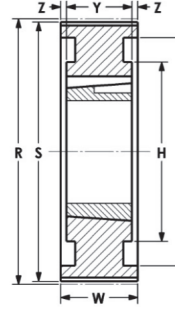
Models Available



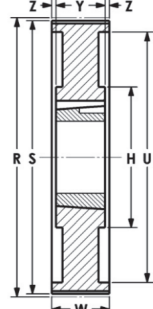
Type 2



Type 5



Type 7



Type 14

40 mm Belt Width

Part No.	Taper Bushing	Teeth	Type	R mm	S mm	E mm	U mm	W mm	H mm	Z mm	Y mm	Wt kg
B28S14M40	2012	28	2	124.78	121.98	134	98	54	—	11	32	2.07
B29S14M40	2012	29	2	129.23	126.44	134	100	54	—	11	32	2.38
B30S14M40	2012	30	2	133.69	130.90	142	100	54	—	11	32	2.65
B32S14M40	2012	32	2	142.60	139.81	150	104	54	—	11	32	3.40
B34S14M40	2517*	34	2	151.51	148.72	158	110	54	—	4.5	45	3.78
B36S14M40	2517*	36	2	160.43	157.63	166	120	54	—	4.5	45	4.80
B38S14M40	2517*	38	2	169.34	166.55	177	130	54	—	4.5	45	5.40
B40S14M40	2517*	40	2	178.25	175.46	186	138	54	—	4.5	45	6.00
B44S14M40	3020	44	2	196.08	193.28	209	154	54	—	1.5	51	7.80
B48S14M40	3020	48	2	213.90	211.11	216	172	54	—	1.5	51	9.40
B56S14M40	3020	56	5	249.56	246.76	261	207	54	146	1.5	51	10.80
B64S14M40	3020	64	5	285.21	282.41	288	243	54	146	1.5	51	13.40
B72S14M40*	3020	72	7	320.86	318.06	—	279	54	146	1.5	51	15.20
B80S14M40*	3020	80	14	356.51	353.71	—	314	54	146	1.5	51	16.00
B90S14M40*	3020	90	14	401.07	398.28	—	359	54	146	1.5	51	17.80
B112S14M40*	3020	112	14	499.11	496.32	—	457	54	146	1.5	51	25.60
B144S14M40*	3020	144	14	641.71	638.92	—	600	54	146	1.5	51	32.00

55 mm Belt Width

Part No.	Taper Bushing	Teeth	Type	R mm	S mm	E mm	U mm	W mm	H mm	Z mm	Y mm	Wt kg
B28S14M55	2012	28	2	124.78	121.98	134	98	70	—	19	32	2.20
B29S14M55	2012	29	2	129.23	126.44	134	100	70	—	19	32	2.74
B30S14M55	2517*	30	2	133.69	130.90	142	100	70	—	12.5	45	2.70
B32S14M55	2517*	32	2	142.60	139.81	150	104	70	—	12.5	45	3.66
B34S14M55	2517*	34	2	151.51	148.72	158	110	70	—	12.5	45	4.55
B36S14M55	2517*	36	2	160.43	157.63	166	120	70	—	12.5	45	5.20
B38S14M55	2517*	38	2	169.34	166.55	177	130	70	—	12.5	45	6.20
B40S14M55	2517*	40	2	178.25	175.46	186	138	70	—	12.5	45	7.00
B44S14M55	3020	44	2	196.08	193.28	209	154	70	—	9.5	51	8.60
B48S14M55*	3020	48	2	213.90	211.11	216	172	70	—	9.5	51	10.40
B56S14M55	3020	56	5	249.56	246.76	261	207	70	146	9.5	51	12.40
B64S14M55*	3020	64	5	285.21	282.41	288	243	70	146	9.5	51	14.50
B72S14M55*	3020	72	7	320.86	318.06	—	279	70	146	9.5	51	16.20
B80S14M55*	3020	80	14	356.51	353.71	—	314	70	146	9.5	51	17.50
B90S14M55*	3020	90	14	401.07	398.28	—	359	70	146	9.5	51	20.10
B112S14M55	3020	112	14	499.11	496.32	—	457	70	146	9.5	51	28.40
B144S14M55	3020	144	14	641.71	638.92	—	600	70	146	9.5	51	36.20

Note: * Parts are Cast Iron, manufactured to ISO 5294, DIN 7721. Bushing sold separately.
Requires TL Bushing with BSW threads.