

14M HTD® Pulleys - Taper Bushed

14 mm HTD® x 40, 55, 85, 115 and 170 mm Belt Width



Part No. TL48-14M-115

- TL = Taper Bushed Version
- 48 = No. of Teeth
- 14M = Pitch (5, 8 and 14mm)
- 115 = Width of belt (40, 55, 85, 115 and 170)



Models Available

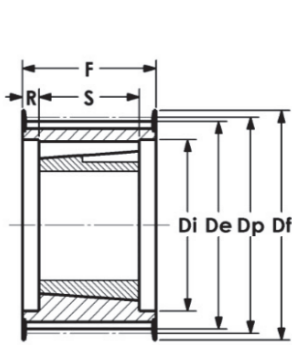


Fig 4F

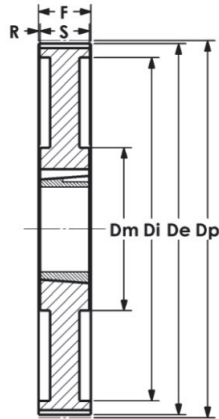


Fig 9A

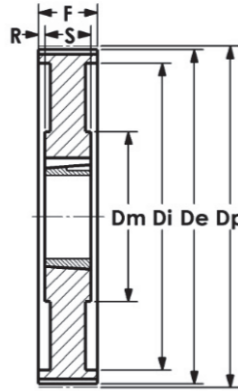


Fig 9W

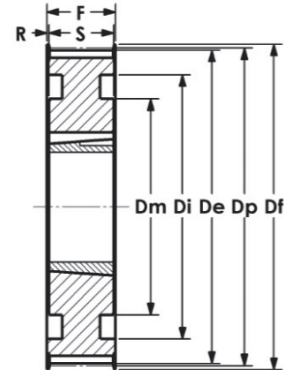


Fig 4WF/9WF

Dimensions in mm

Part No.	Bushing	Teeth	Belt Width	Material	Figure	Dp	De	Df	Dm	Di	F	S	R	Wt. kg
TL44-14M-40	3020	44	40	GG	4F	196.08	193.28	211	—	155	54	51	1.5	7.80
TL44-14M-55	3020		55	GG	4F	196.08	193.28	211	—	155	70	51	9.5	8.60
TL44-14M-85	3030		85	GG	4F	196.08	193.28	211	—	155	102	76	13.0	11.80
TL44-14M-115	3030		115	GG	4F	196.08	193.28	211	—	155	133	76	28.5	14.00
TL44-14M-170*	3535		170	GG	4F	196.08	193.28	211	—	155	187	89	49.0	15.00
TL48-14M-40	3020	48	40	GG	4F	213.90	211.11	226	—	170	54	51	1.5	9.40
TL48-14M-55	3020		55	GG	4F	213.90	211.11	226	—	170	70	51	9.5	10.40
TL48-14M-85	3030		85	GG	4F	213.90	211.11	226	—	170	102	76	13.0	15.10
TL48-14M-115	3030		115	GG	4F	213.90	211.11	226	—	170	133	76	28.5	17.10
TL48-14M-170*	3535		170	GG	4F	213.90	211.11	226	—	175	187	89	49.0	19.00
TL56-14M-40	3020	56	40	GG	9WF	249.55	246.76	256	170	208	54	51	1.5	10.80
TL56-14M-55	3020		55	GG	9WF	249.55	246.76	256	170	208	70	51	9.5	12.00
TL56-14M-85*	3525		85	GG	4F	249.55	246.76	256	190	210	102	65	18.5	19.00
TL56-14M-115*	3535		115	GG	4F	249.55	246.76	256	—	210	133	89	22.0	24.80
TL56-14M-170*	3535		170	GG	4F	249.55	246.76	256	—	210	187	89	49.0	28.50
TL64-14M-40	3020	64	40	GG	9WF	285.21	282.41	296	170	242	54	51	1.5	13.40
TL64-14M-55	3020		55	GG	9WF	285.21	282.41	296	170	242	70	51	9.5	14.50
TL64-14M-85*	3525		85	GG	9WF	285.21	282.41	296	190	242	102	65	18.5	23.00
TL64-14M-115*	3535		115	GG	9WF	285.21	282.41	296	190	242	133	89	22.0	27.00
TL64-14M-170	4040		170	GG	4F	285.21	282.41	296	—	240	187	102	42.5	41.00
TL72-14M-40	3020	72	40	GG	9W	320.86	318.06	—	170	280	54	51	1.5	15.20
TL72-14M-55	3020		55	GG	9W	320.86	318.06	—	170	280	70	51	9.5	16.20
TL72-14M-85*	3525		85	GG	9W	320.86	318.06	—	190	280	102	65	18.5	25.00
TL72-14M-115*	3535		115	GG	9W	320.86	318.06	—	190	280	133	89	22.0	29.00
TL72-14M-170	4040		170	GG	9W	320.86	318.06	—	230	280	187	102	42.5	46.90
TL80-14M-40	3020	80	40	GG	9A	356.51	353.71	—	170	315	54	51	1.5	16.00
TL80-14M-55	3020		55	GG	9A	356.51	353.71	—	170	315	70	51	9.5	17.50
TL80-14M-85*	3525		85	GG	9A	356.51	353.71	—	190	315	102	65	18.5	26.00
TL80-14M-115*	3535		115	GG	9A	356.51	353.71	—	190	315	133	89	22.0	32.00
TL80-14M-170	4040		170	GG	9W	356.51	353.71	—	230	315	187	102	42.5	48.00

Note: GG = Cast Iron. * Requires TL Bushing with BSW screws.