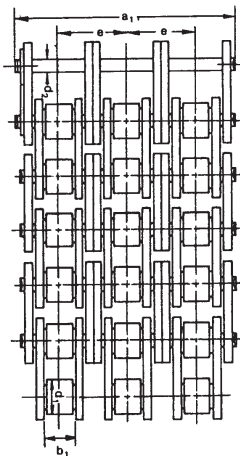
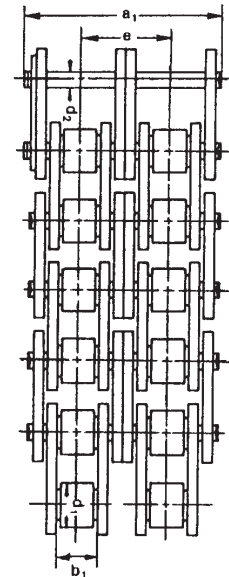
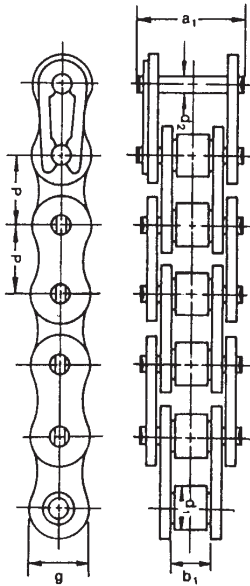


ANSI Roller Chain E-Series



Our Precision Roller Chain is manufactured according to American Standard ISO R606A/ DIN 8188/ANSI B29.1. Most chain sizes are also available in stainless and nickel plated finishes.

Chains manufactured to ISO 9002 (Germany). Reg. No. 041003017. Packaged in 10 feet lengths with connecting link. 50 feet lengths also available. Other lengths on request.



Simplex Roller Chains

Part No.	Pitch	Inner Width	Roller Dia.	Pin Dia.	Plate Depth	Transverse Pitch	Conn Pin Length	Breaking Load	Approx. Wt.
	p in	b ₁ min in	d ₁ max. in	d ₂ max. in	g max. in	e in	a ₁ max. in	lb	lb/ft
E25-1 RIV	1/4	.125	.130	.091	.230	—	.340	795	0.09
E35-1 RIV	3/8	.187	.200	.141	.344	—	.514	1795	0.23
E40-1 RIV	1/2	.312	.312	.156	.468	—	.687	3205	0.41
E41-1 RIV	1/2	.250	.306	.141	.390	—	.630	1516	0.28
E50-1 RIV	5/8	.375	.400	.200	.571	—	.850	5045	0.69
E60-1 RIV	3/4	.500	.468	.234	.679	—	1.060	7227	1.04
E80-1 RIV	1	.625	.625	.312	.908	—	1.405	12886	1.77
E100-1 RIV	1-1/4	.750	.750	.375	1.125	—	1.680	20114	2.59
E120-1 RIV	1-1/2	1.000	.875	.437	1.344	—	2.081	28864	4.05
E140-1 RIV	1-3/4	1.000	1.000	.500	1.625	—	2.250	39182	5.10
E160-1 RIV	2	1.250	1.125	.562	1.875	—	2.667	51545	6.85
E180-1 RIV	2-1/4	1.400	1.406	.687	2.110	—	3.095	63682	9.00
E200-1 RIV	2-1/2	1.500	1.562	.781	2.250	—	3.383	80409	10.2
E240-1 RIV	3	1.875	1.875	.937	2.850	—	4.201	115977	16.5

Heavy

E60H-1 RIV	3/4	.500	.468	.234	.679	—	1.186	8500	1.25
E80H-1 RIV	1	.625	.625	.312	.908	—	1.529	14500	2.00
E100H-1 RIV	1-1/4	.750	.750	.375	1.125	—	1.804	24000	3.10
E120H-1 RIV	1-1/2	1.000	.875	.437	1.344	—	2.205	34000	4.40
E140H-1 RIV	1-3/4	1.000	1.000	.500	1.625	—	2.374	46000	5.40
E160H-1 RIV	2	1.250	1.125	.562	1.875	—	2.791	58000	7.10

Duplex Roller Chains

E25-2 RIV	1/4	.125	.130	.091	.230	.252	.591	1560	0.18
E35-2 RIV	3/8	.187	.200	.141	.344	.399	.913	42000	0.46
E40-2 RIV	1/2	.312	.312	.156	.468	.566	1.253	7400	0.82
E50-2 RIV	5/8	.375	.400	.200	.571	.713	1.563	12200	1.38
E60-2 RIV	3/4	.500	.468	.234	.697	.898	1.958	17000	2.08
E80-2 RIV	1	.625	.625	.312	.908	1.152	2.557	29000	3.54
E100-2 RIV	1-1/4	.750	.750	.375	1.125	1.408	3.088	48000	5.18
E120-2 RIV	1-1/2	1.000	.875	.437	1.344	1.788	3.869	68000	8.10
E140-2 RIV	1-3/4	1.000	1.000	.500	1.625	1.924	4.174	92000	10.2
E160-2 RIV	2	1.250	1.125	.562	1.875	2.304	4.971	116000	13.7
E200-2 RIV	2-1/2	1.5000	1.562	.781	2.250	2.816	6.199	190000	21.0

Triplex Roller Chains

E25-3 RIV	1/4	.125	.130	.091	.230	.252	.882	2640	0.27
E35-3 RIV	3/8	.187	.200	.141	.344	.399	1.312	6300	0.69
E40-3 RIV	1/2	.312	.312	.156	.468	.566	1.819	11100	1.23
E50-3 RIV	5/8	.375	.400	.200	.571	.713	2.276	18300	2.07
E60-3 RIV	3/4	.500	.468	.234	.679	.898	2.856	25500	3.12
E80-3 RIV	1	.625	.625	.312	.908	1.152	3.709	43500	5.31
E100-3 RIV	1-1/4	.750	.750	.375	1.125	1.408	4.496	72000	7.77
E120-3 RIV	1-1/2	1.000	.875	.437	1.344	1.788	5.657	102000	12.15
E140-3 RIV	1-3/4	1.000	1.000	.500	1.625	1.924	6.098	138000	15.3
E160-3 RIV	2	1.250	1.125	.562	1.875	2.304	7.275	174000	20.55

Connecting Links

- A - Riveting Outer Link
- B - Roller Link (Inner Link)
- C - Double Offset Link
- E - Spring Clip Conn. Link
- L - Single Offset Link (Half Link)
- S - Cottered Conn. Link

