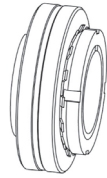


# Spherical Roller Bearings

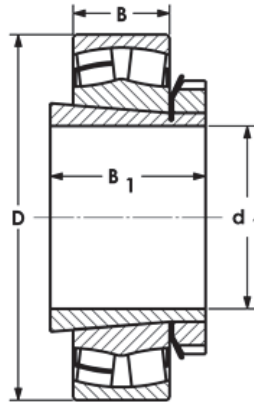


## 230 Series

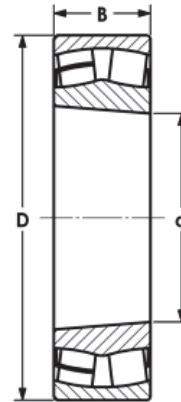
### Tapered & Straight Bores



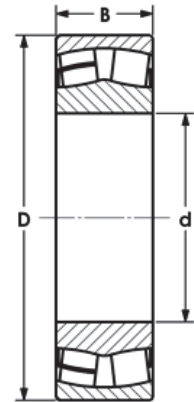
Models Available



Tapered Bore  
Adapter Mounted



Tapered Bore



Straight Bore

### 230 Series (Taper Bores use H3000 or SNW Series Adapters)

Taper Bore Bearing Part No. *	Straight Bore Bearing Part No. *	Dimensions (mm)						Basic Load Ratings in kN		Max. rpm		Weight kg	
		d	D	B	d <sub>1</sub> *		B <sub>1</sub>	C	C <sub>0</sub>	Grease	Oil	Bearing	Sleeve
					mm	in							
23024K	23024	120	180	46	110	4-3/16, 4-1/4	72	300	500	2000	2800	3.9	2.0
23026K	23026	130	200	52	115	4-7/16, 4-1/2	80	370	600	1900	2600	5.6	2.9
23028K	23028	140	210	53	125	4-15/16, 5	82	395	675	1800	2400	6.0	3.2
23030K	23030	150	225	56	135	5-3/16, 5-1/4	87	435	745	1700	2200	7.3	3.9
23032K	23032	160	240	60	140	5-7/16, 5-1/2	93	500	870	1700	2200	8.9	5.2
23034K	23034	170	260	67	150	5-15/16, 6	101	620	1050	1600	2000	12.1	6.0
23036K	23036	180	280	74	160	6-7/16, 6-1/2	109	720	1240	1400	1800	15.8	6.9
23038K	23038	190	290	75	170	6-15/16, 7	112	750	1340	1300	1700	16.8	7.5
23040K	23040	200	310	82	180	7-3/16	120	875	1525	1200	1600	21.5	9.2
23044K	23044	220	340	90	200	7-15/16, 8	126	1040	1850	1100	1400	31.0	10.5
23048K	23048	240	360	92	220	8-7/16, 9	133	1125	2075	1000	1300	33.9	13.0
23052K	23052	260	400	104	240	9-7/16, 9-1/2	145	1400	2500	800	1100	49.0	16.0
23056K	23056	280	420	106	260	9-15/16, 10-1/2	152	1500	2800	800	1000	52.5	17.7
23060K	23060	300	460	118	280	10-15/16, 11	168	1890	3500	720	940	70.0	22.8
23064K	23064	320	480	121	300	11-7/16, 12	171	1960	3850	680	880	77	24.6
23068K	23068	340	520	133	320	12-7/16, 12-1/2	187	2310	4550	630	820	100	28.7
23072K	23072	360	540	134	340	12-15/16, 13-1/2	188	2370	4700	590	770	110	30.5
23076K	23076	380	560	135	360	13-15/16, 14	193	2500	5150	550	720	115	35.8
23080K	23080	400	600	148	380	15	210	2980	6050	520	680	140	41.3
23084K	23084	420	620	150	400	15-3/4	212	3100	6400	490	640	150	43.7
23088K	23088	440	650	157	410	16-1/2	228	3300	6850	470	610	175	65.2
23092K	23092	460	680	163	430	17	234	3600	7450	450	580	200	69.5
23096K	23096	480	700	165	450	18	237	3650	770	420	550	210	73.3

\*Note: Part No. Suffix C3W33 (C3 = Internal Clearance, W33 = Lube Groove) will be provided unless otherwise specified.

K = Taper Bore, without K = straight bore. For Taper Bore (K) bearings, use the H3000 Series adapters.