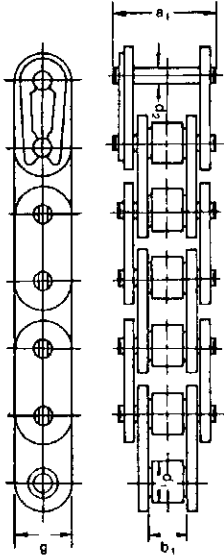


Metric Roller Chain with Straight Side Plates



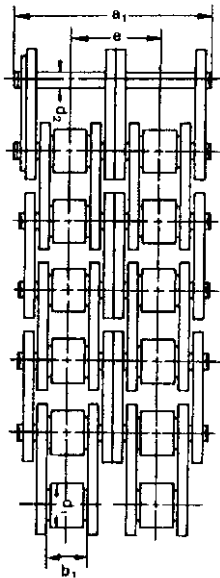
E-Series



Our Metric Roller Chain with straight side plates is manufactured to DIN 8187 ISO 606B standards. GL designates straight plates. Packaged in 5 meter lengths. Other lengths available on request.

Roller Chain with Straight Side Plates - Simplex

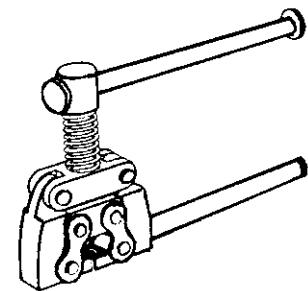
Part No.	Pitch	Inner Width	Roller Dia.	Pin Dia.	Plate Depth	Transverse Pitch	Conn Pin Length	Bearing Area	Breaking Load	Approx. Weight
	p mm	b ₁ min mm	d ₁ max. mm	d ₂ max. mm	g max. mm	e mm	a ₁ max. mm	A cm ²	N	kg/m
E06B-1 GL	9.525	5.72	6.35	3.28	8.2	—	16.8	0.28	9000	0.41
E08B-1 GL	12.7	7.75	8.51	4.45	11.8	—	19.0	0.50	18200	0.70
E10B-1 GL	15.875	9.65	10.16	5.08	14.7	—	20.5	0.67	22400	0.95
E12B-1 GL	19.05	11.68	12.07	5.72	16.1	—	24.2	0.89	29000	1.25
E16B-1 GL	25.4	17.02	15.88	8.28	21.0	—	39.4	2.10	60000	2.70
E20B-1 GL	31.75	19.56	19.05	10.19	26.4	—	43.6	2.96	95000	3.60



Roller Chain with Straight Side Plates - Duplex

Part No.	Pitch	Inner Width	Roller Dia.	Pin Dia.	Plate Depth	Transverse Pitch	Conn Pin Length	Bearing Area	Breaking Load	Approx. Weight
	p mm	b ₁ min mm	d ₁ max. mm	d ₂ max. mm	g max. mm	e mm	a ₁ max. mm	A cm ²	N	kg/m
E06B-2 GL	9.525	5.72	6.35	3.28	8.2	10.24	27.1	0.56	16000	0.78
E08B-2 GL	12.7	7.75	8.51	4.45	11.8	13.92	33.2	1.01	32800	1.35
E10B-2 GL	15.875	9.65	10.16	5.08	14.7	16.59	37.5	1.34	40000	1.80
E12B-2 GL	19.05	11.68	12.07	5.72	16.1	19.46	43.9	1.79	53000	2.50
E16B-2 GL	25.4	17.02	15.88	8.28	21.0	31.88	71.9	4.21	106000	5.40
E20B-2 GL	31.75	19.56	19.05	10.19	26.4	36.45	80.3	5.91	170000	7.20

Chain Breakers



Part No.	Chain Sizes		For Pitch Sizes (ANSI or DIN)
	ANSI	DIN	
CT101	25, 35, 40, 50	06B, 08B, 10B	1/4" to 5/8"
CT102	60, 80	12B, 16B	3/4" to 1"
CT103	100, 120, 140, 160	20B, 24B, 28B, 32B	1-1/4" to 2"